
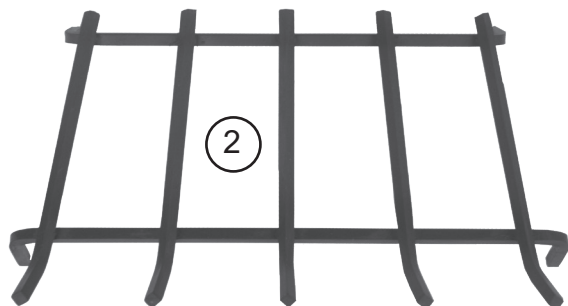
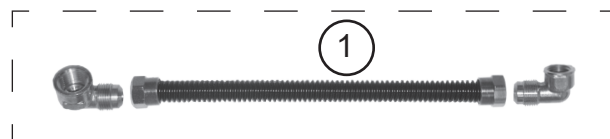


G45 BURNER REPLACEMENT PARTS LIST



24" burner model shown



Note: Photos not to scale

Replacement parts can be ordered from your local Real Fyre dealer.

The log set is purchased and packaged separately; contact your local Real Fyre dealer when ordering. Refer to the instructions included with the log set.

Item	Description	16/19" model		18/20" model		24" model		30" model		36" model	
		Part No.	Qty.	Part No.	Qty.	Part No.	Qty.	Part No.	Qty.	Part No.	Qty.
1.	Flex connector (w/ adapters), 1/2" O.D. x 12"	CK-5	1	CK-5	1	CK-5	1	CK-5	1	CK-5	1
2.	Grate	SD-16/19	1	SD-18	1	SD-24	1	SD-30	1	SX-36	1
3.	Sand (natural gas)	CS-8	1	CS-8	1	CS-10	1	CS-12	1	CS-15	1
or	Vermiculite (propane gas)	LF-15-3.5	1	LF-15-3.5	1	LF-15-7	1	LF-15	1	LF-15-7	2
4.	Hardware kit (damper clamp, stabilizer clips w/ screws and nuts)	HK-1	1	HK-1	1	HK-1	1	HK-1	1	HK-1	1
5.	Damper clamp (only)	DC-1	1	DC-1	1	DC-1	1	DC-1	1	DC-1	1
6.	Glowing embers	EM-1	1	EM-1	1	EM-1	1	EM-1	1	EM-1	2

Item	Description	42" model		48" model		60" model	
		Part No.	Qty.	Part No.	Qty.	Part No.	Qty.
1.	Flex connector (w/ adapters), 1/2" O.D. x 12"	CK-5	1	CK-5	1	CK-5	1
2.	Grate	SX-42	1	SX-48	1	SX-60	1
3.	Sand (natural gas)	CS-10	1	CS-15	1	CS-15	2
or	Vermiculite (propane gas)	LF-15	2	LF-15	2	LF-15 LF-15-7	2 1
4.	Hardware kit (damper clamp, stabilizer clips w/ screws and nuts)	HK-1	1	HK-1	1	HK-1	1
5.	Damper clamp (only)	DC-1	1	DC-1	1	DC-1	1
6.	Glowing embers	EM-1	2	EM-1	3	EM-1	5